

[IDOE HOME](#)

Search School and Corporation Reports

[Advanced Search](#)
[State Report](#)

Where we are and where we are heading.

Bloomfield School District (2920)

PO Box 266 500 W South St
Bloomfield, IN 47424-0266
Phone: (812) 384-4507 Fax: (812) 384-0172
[Corporation Homepage](#)

Superintendent: Mr Jeff Gibboney
jgibboney@bsd.k12.in.us
Number of schools in corporation: 2

Greene County

Schools in Bloomfield School District ▼



[Overview](#) [Enrollment & Attendance](#) [Student Performance](#) [Accountability](#) [School Personnel](#)
[Historical Report Card](#) [Report Card](#) [Federal Report Card](#) [Annual Performance Report](#)

Report Card

Year: ▼

2017-2018 Report Card

B

Bloomfield School District

Bloomfield School District received a B as its final letter grade for school accountability.

Letter Grade

Overall Summary

	Points	Weight	Weighted Points
Performance Domain Grades 3-8	63.30	0.319	20.19
Performance Domain Grade 10	57.60	0.073	4.20
Growth Domain Grade 4-8	95.60	0.319	30.50
Growth Domain Grade 9-12	85.60	0.073	6.25
Multiple Measures Domain Grade 12	100.00	0.218	21.80
Overall points			82.9
Overall grade			B

Performance Domain

Elementary - Mathematics

61.5% of students passed the assessment.
This rate is **above** the state average.
99.8% of students participated in the assessment.

High School - Mathematics

50.9% of students passed the assessment.
This rate is **above** the state average.
98.4% of students participated in the assessment.

Elementary - English/Language Arts

65.1% of students passed the assessment.
This rate is **below** the state average.
99.8% of students participated in the assessment.

High School - English/Language Arts

64.2% of students passed the assessment.
This rate is **above** the state average.
98.4% of students participated in the assessment.

Growth Domain

A school's letter grade may increase, decrease, or remain the same based on student improvement.

Elementary - Mathematics

102.7 points for Top 75% Growth
104.4 points for Bottom 25% Growth
103.6 points for Growth

Elementary - English/Language Arts

93.9 points for Top 75% Growth
81.3 points for Bottom 25% Growth
87.6 points for Growth

High School - Mathematics

91 points for Top 75% Growth
 112.5 points for Bottom 25% Growth
 101.8 points for Growth
 0.5 points bonus for 10th-12th Grade Improvement
 102.3 points for Overall Growth

High School - English/Language Arts

81.9 points for Top 75% Growth
 54.2 points for Bottom 25% Growth.
 68.1 points for Growth
 0.7 points bonus for 10th-12th Grade Improvement
 68.8 points for Overall Growth

Multiple Measures Domain

Graduation Rate

96.8% of students graduated within 4 years.
 100 points awarded for 4 year graduation rate
 96.9% of the students graduated within 5 years
 0.00 points awarded is awarded for 5 year graduation rate

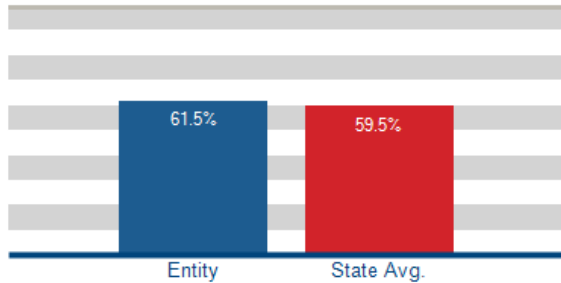
College & Career Readiness (CCR)

80.3% of students achieved CCR.
 100.00 points awarded for CCR.

Student Performance (3rd - 8th Grade)

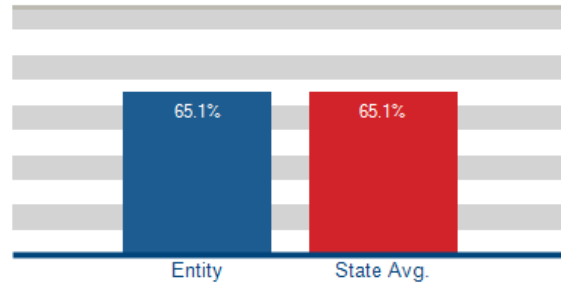
Mathematics

Percent Passing



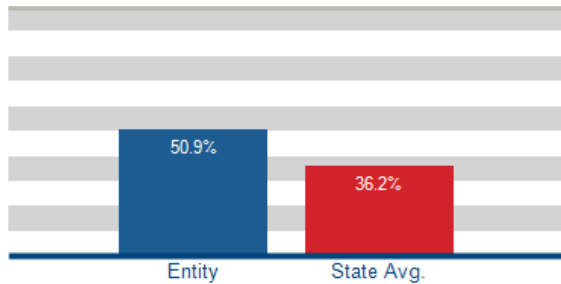
English/Language Arts

Percent Passing

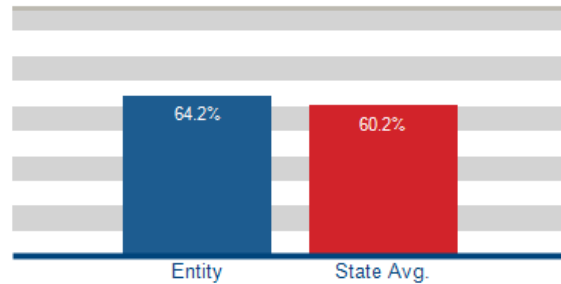


Student Performance (9th - 12th Grade)

Algebra I End-of-Course Assessment (ECA)

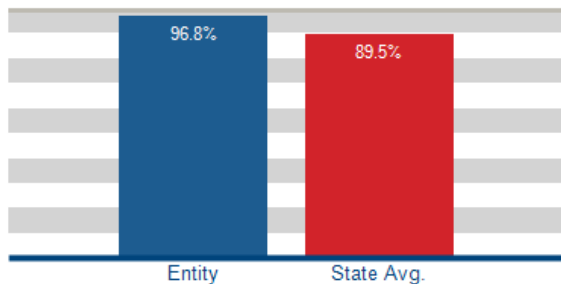


English 10 End-of-Course Assessment (ECA)



Graduation Rate

% of On-Time Graduates



College & Career Readiness

% of AP, IB, Dual Credit, or Industry Certification student success

